

SAN MIGUEL COUNTY / TELLURIDE REGION PLANNING SURVEY UPDATE 2002

PLEASE RESPOND AS AN INDIVIDUAL REGARDLESS IF OTHERS WITHIN YOUR HOUSEHOLD ARE ALSO RESPONDENTS.

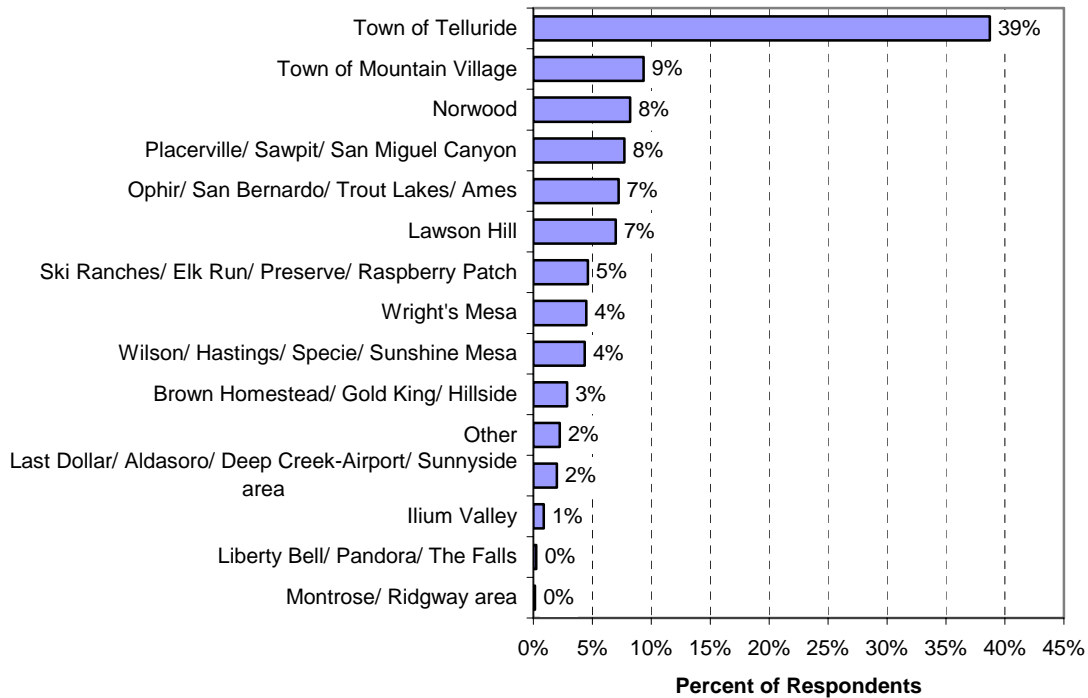
1. How long have you resided in the San Miguel County region?

- | | |
|-----------------------------|-----------------------------|
| 1) 1% Less than 3 months | 5) [10] Three up to 5 years |
| 2) [1] Three to 6 months | 6) [21] Five up to 10 years |
| 3) [4] Six months to 1 year | 7) [29] Ten up to 20 years |
| 4) [9] One up to 3 years | 8) [24] More than 20 years |

2. Do you live in this area:

- 1) 90% Longer than 6 months (year-round local)
- 2) [7] Six months or less per year (part-time local)
- 3) [3] Occasionally (second home owner)

3. Where do you live?

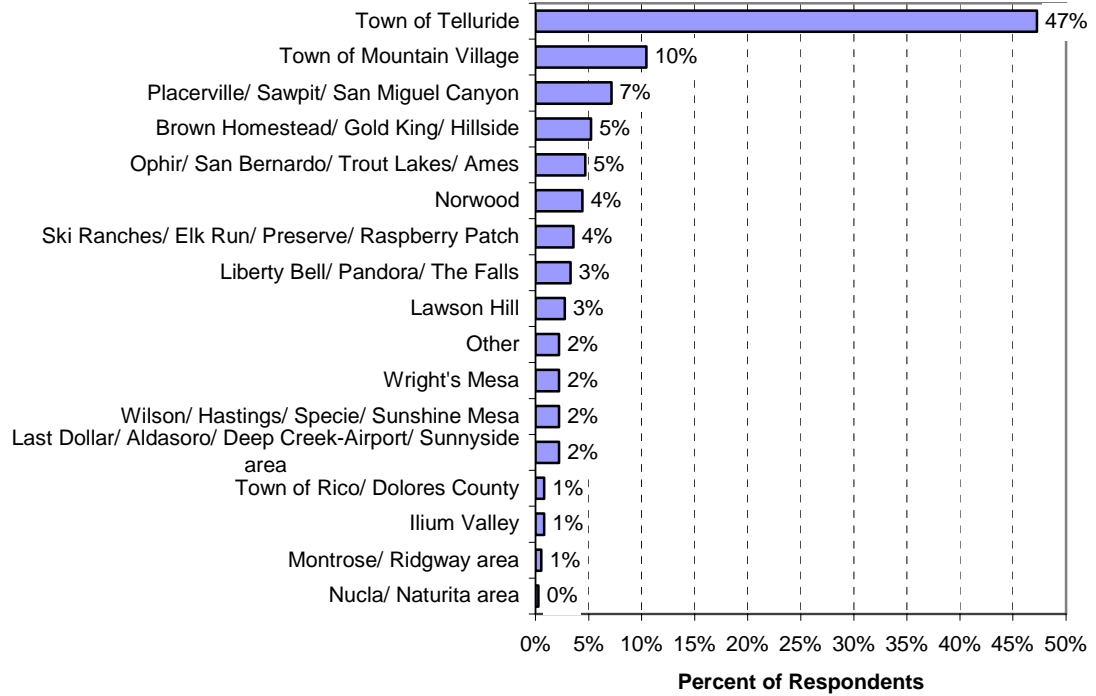


4. Have you moved within the County in the last 15 years?

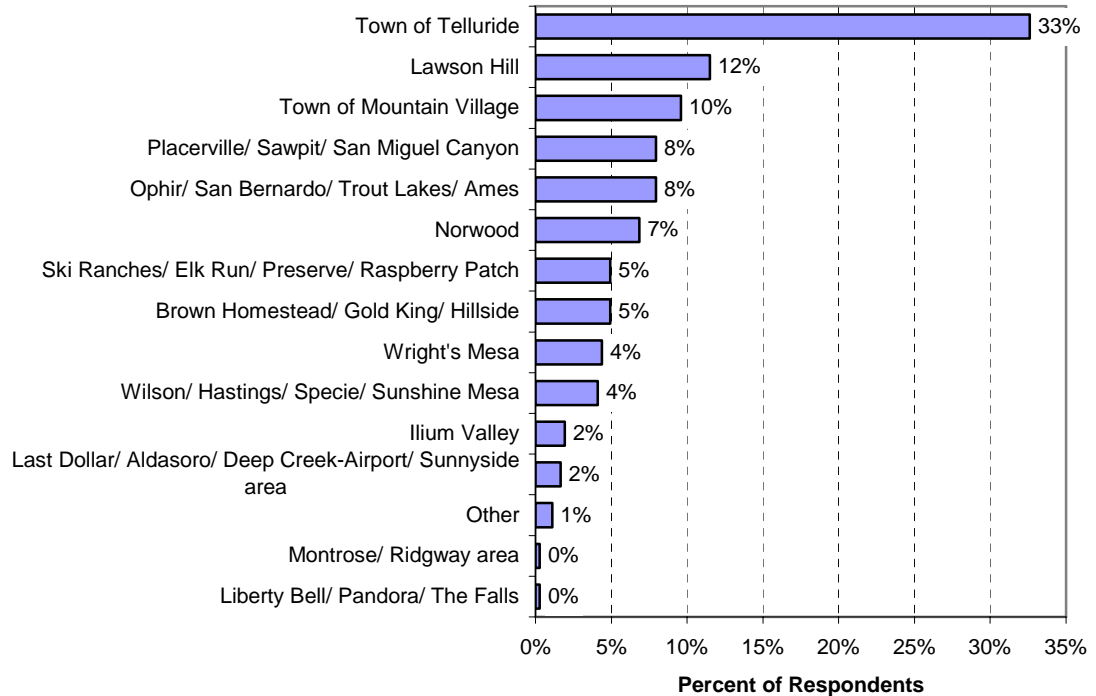
- 1) 46% Yes
- 2) [54] No (**GO TO Q. 6**)

5. (IF YES) From where to where within the County have you moved most recently?

Most recently moved FROM

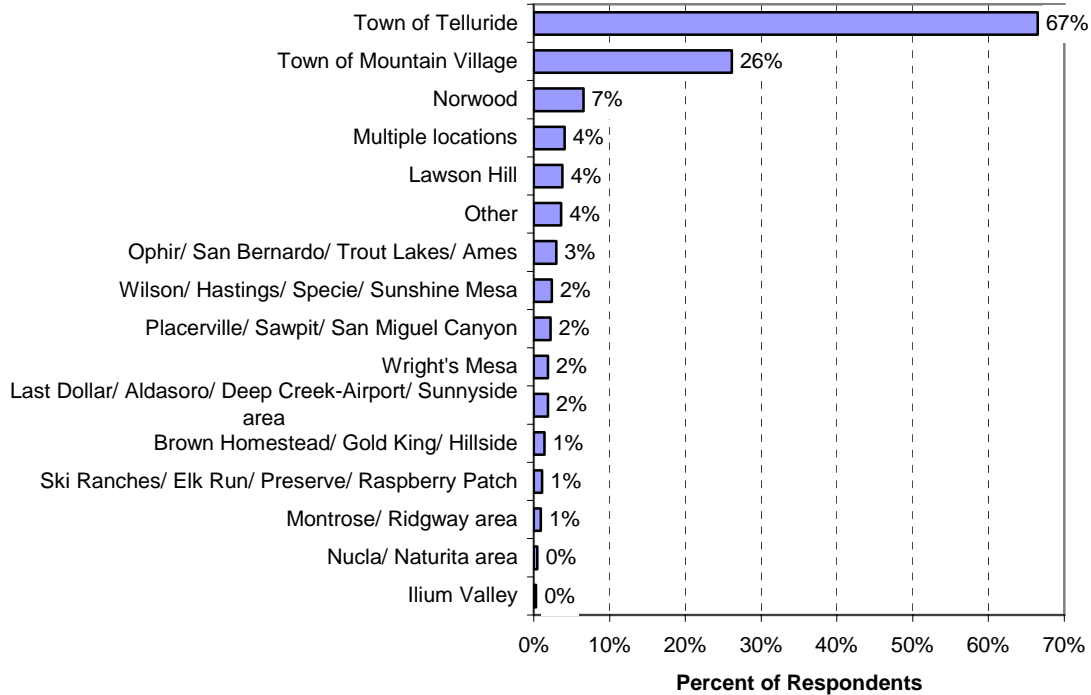


Most recently moved TO

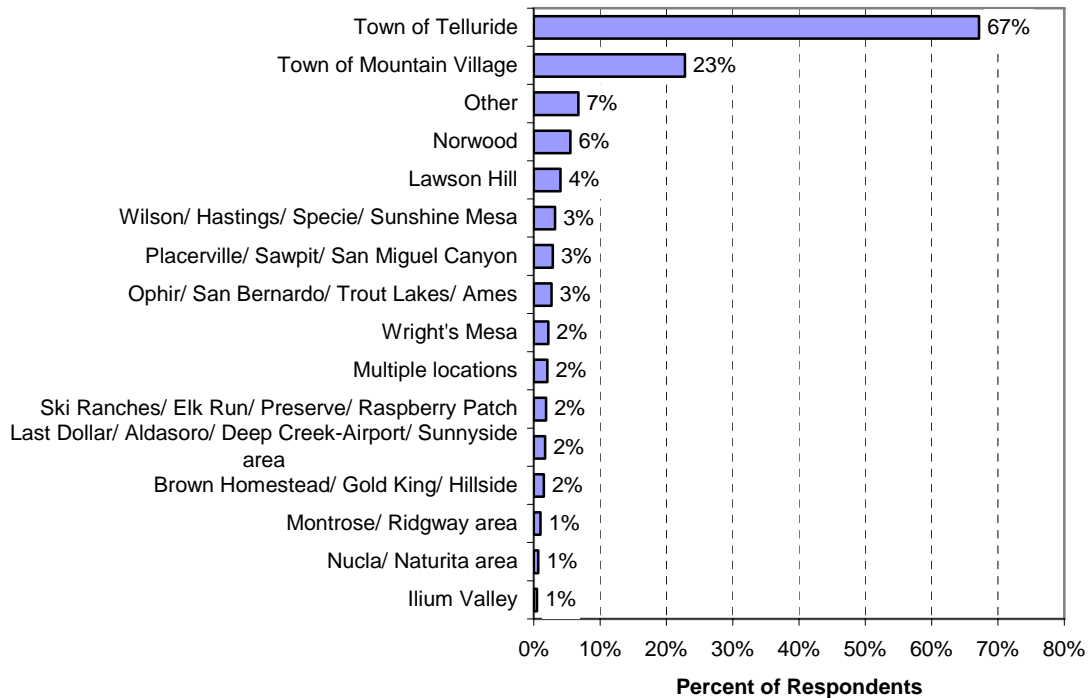


6. **(IF YOU WORK)**

Where do you normally work during the winter?



Where do you normally work during the summer?



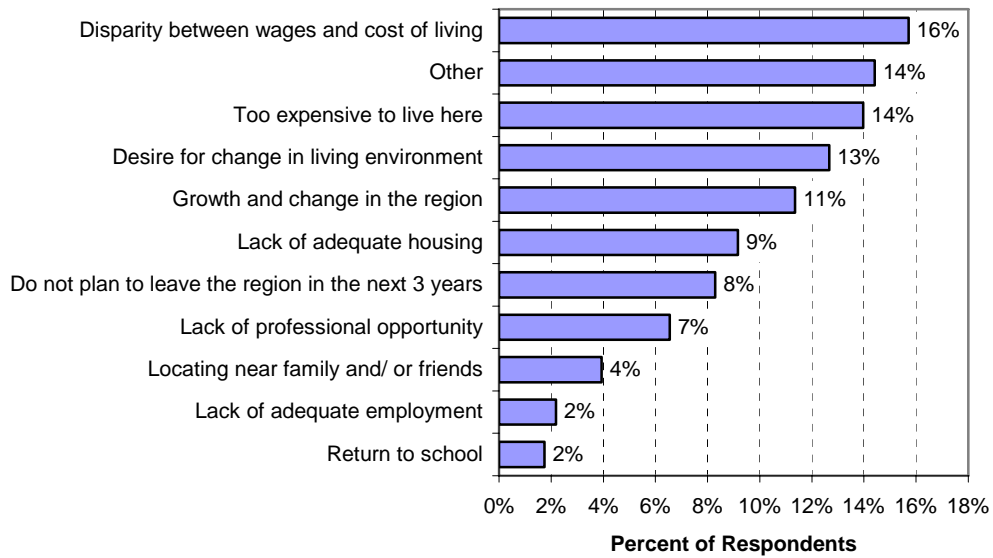
7. **(IF YOU WORK)** Please indicate the number of jobs you normally hold:

AVERAGE: 1.3 During the winter 1.3 During the summer 1.1 During the off-seasons

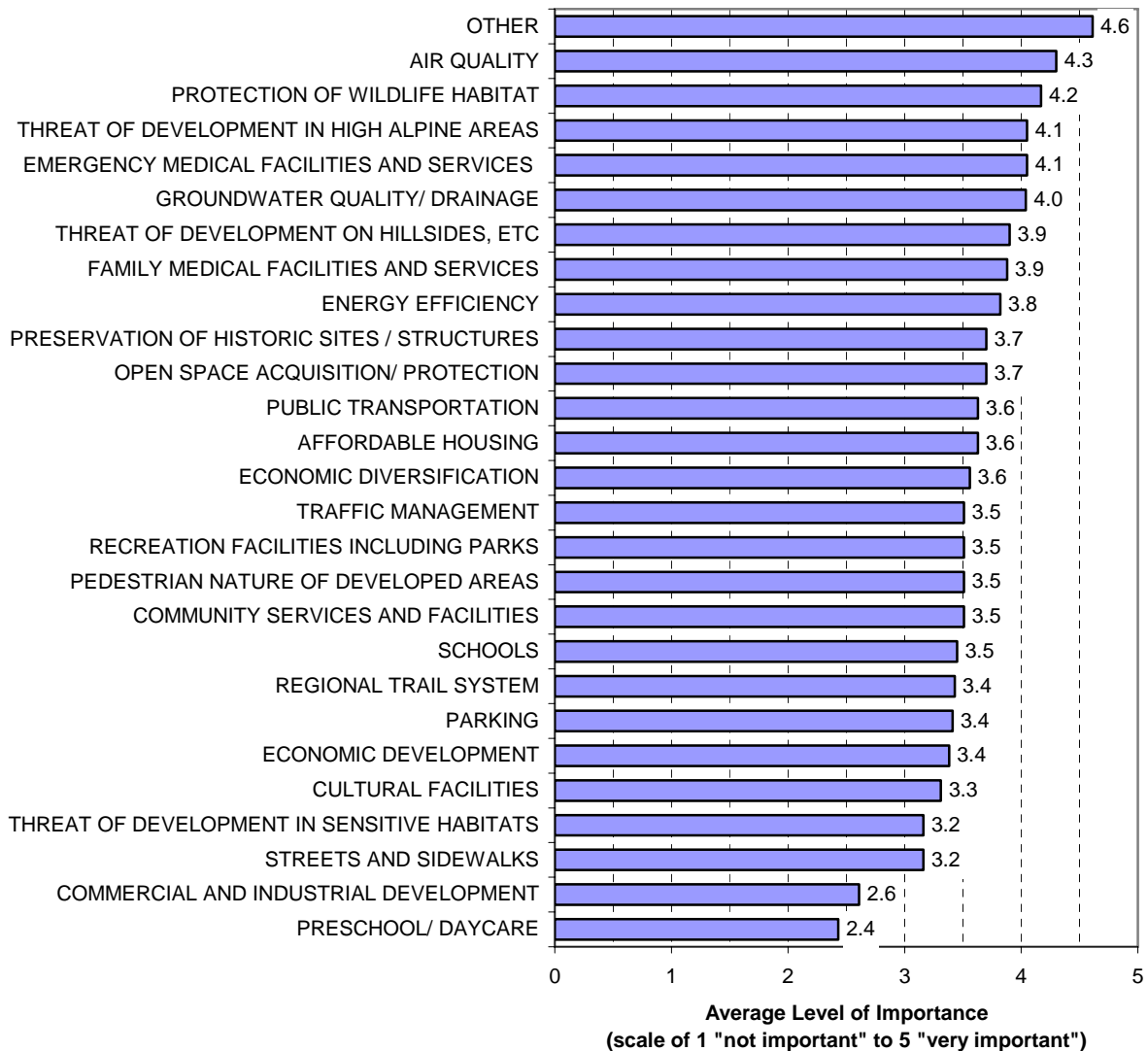
8. How much longer do you intend to live in San Miguel County?

- 1) 2% Less than a year
- 2) [3] About another year (until spring 2003)
- 3) [8] Up to 3 years
- 4) [19] 4 to 10 years
- 5) [67] Indefinitely (**GO TO Q. 10**)

9. What SINGLE factor will most influence your decision to leave?



10. Below are listed a series of separate topics that could receive public attention. Please indicate how important each of these topics is to you personally.



The following sections, in no particular order, ask questions on topics relevant to the community.

TRANSPORTATION

11. Do you own or have access to a car?

- 1) 98% Yes
- 2) [2] No (**GO TO Q. 15**)

12. (**IF YES**) How often do you normally use the car?

- 1) 8% Daily, more than 4 times per day
- 2) [48] Daily, 1 to 4 times per day
- 3) [33] Occasionally (1 to 6 times per week)
- 4) [10] Rarely/never (less than once per week)

13. How many cars are typically associated with your household?

AVERAGE: 2.0 cars

14. When at your residence, where do you normally park?

- 1) 82% On the property where you live
- 2) [13] On the street or right-of-way next to or near your property
- 3) [5] Other: _____

15. How do you usually get to work? (**CHECK ONE ONLY**)

- 1) 52% Car (drive alone)
 - 2) [8] Bicycle
 - 3) [20] Walk
 - 4) [1] Bus
 - 5) [8] Car/vanpool (drive or ride with others)
 - 6) [0] Hitchhike
 - 7) [3] Gondola
 - 8) [7] Other: _____
- (**GO TO Q. 17**)

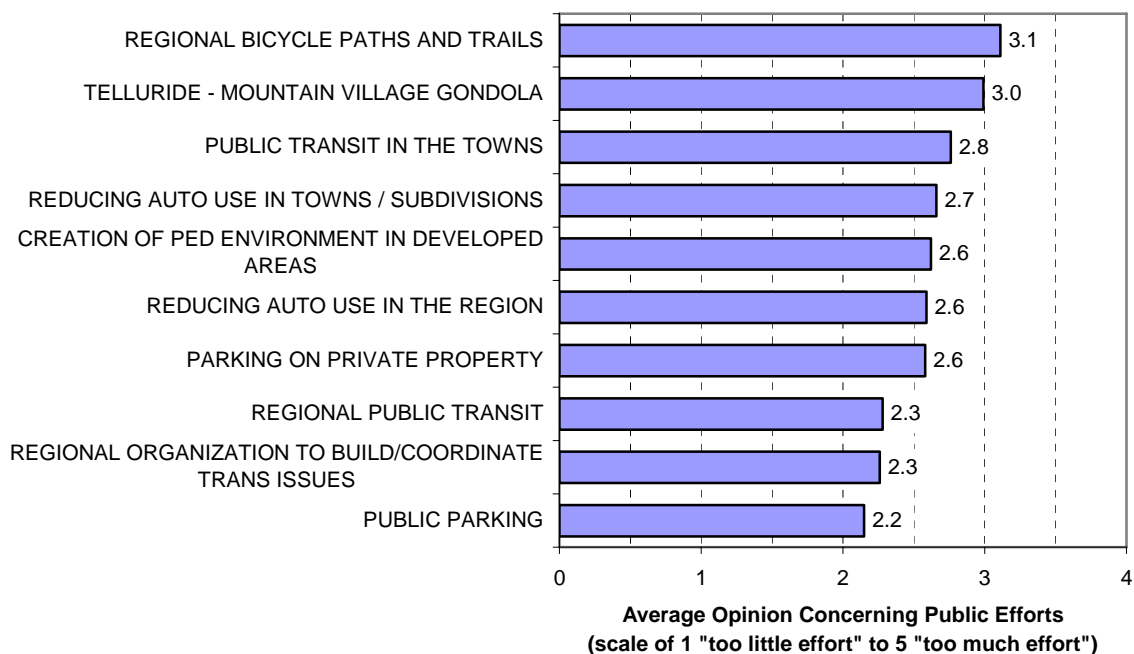
16. When driving to work, where do you normally park?

- 1) 42% In a private parking lot
- 2) [12] In a public parking lot
- 3) [32] On the street
- 4) [11] Other: _____
- 5) [3] Don't drive

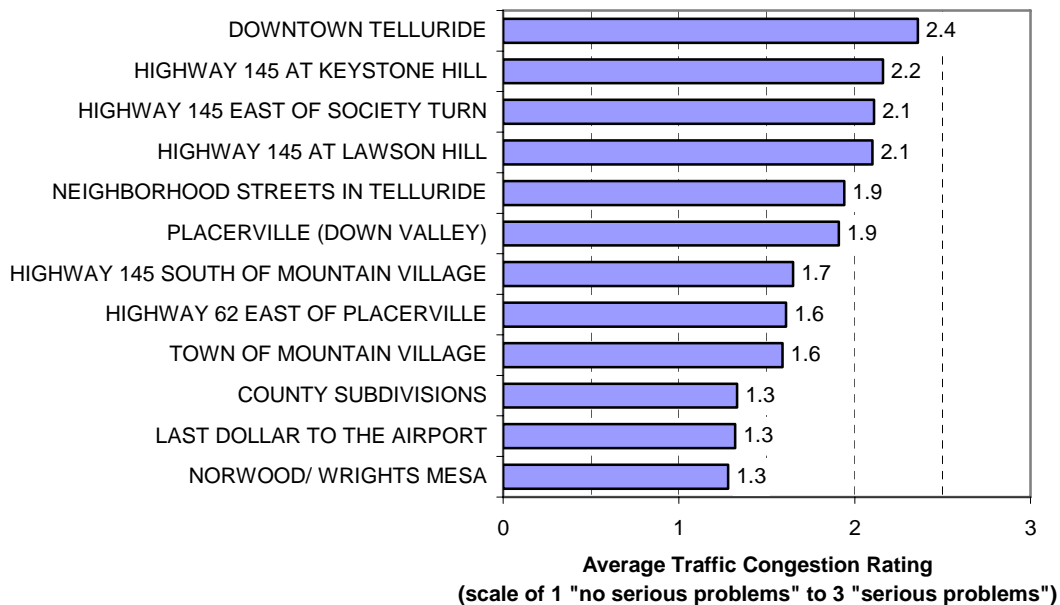
17. Do you use public transportation for general transportation? (**CHECK ALL THAT APPLY**)

- 1) 68% Yes, gondola
How many days per week? **AVERAGE:** 2.5
For what purposes?
 - a. 32% Work/commute
 - b. [56] Shopping/dining/entertainment
 - c. [62] Skiing
 - d. [19] Other: _____
- 2) 20% Yes, bus
How many days per week? **AVERAGE:** 2.6
For what purposes?
 - a. 49% Work/commute
 - b. [38] Shopping/dining/entertainment
 - c. [31] Skiing
 - d. [24] Other: _____
- 3) 29% No

18. What is your opinion concerning current public efforts regarding the following types of transportation in the area?



19. How do you rate the traffic congestion in the following areas or types of roads?



20. Which of the following would you like to see done to manage traffic congestion on roadways to and through the County?
(CHECK ALL THAT APPLY)

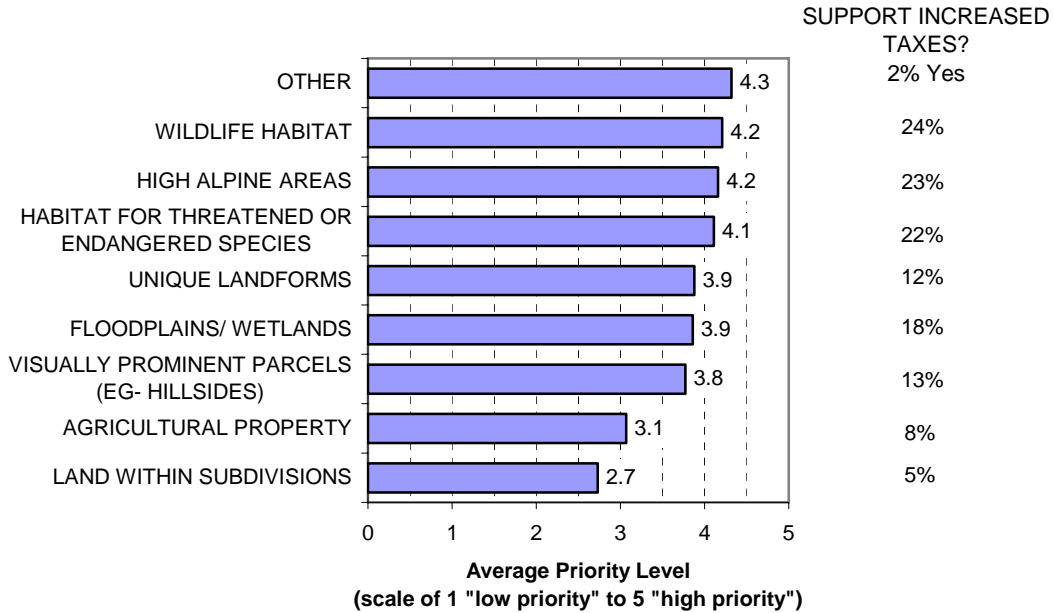
- 1) 32% Make no major changes in existing roads through and within the Towns
- 2) [34] Widen existing roads (to increase ability of roads to carry traffic and allow for easier turns/improve turn lanes)
- 3) [60] Increase public transit/intercept parking
- 4) [17] Require carpooling
- 5) [24] Restrict vehicular access into the Towns
- 6) [14] Establish stricter parking controls in the Towns
- 7) [26] Other (please explain): _____

OPEN SPACE/TRAILS

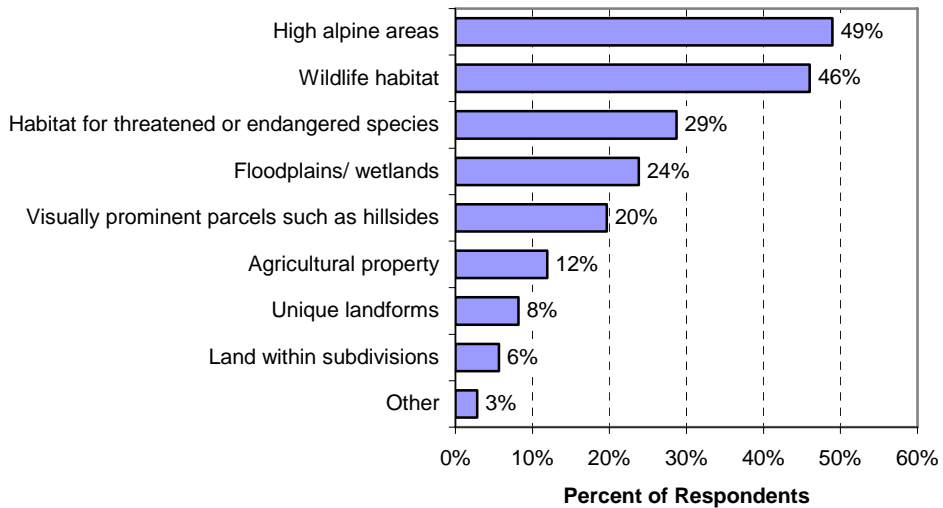
21. What is your opinion concerning current efforts to preserve open land?

	1	2	3	4	5	UNCERTAIN/ DON'T KNOW
	TOO LITTLE	ABOUT RIGHT			TOO MUCH	
Current programs in the Telluride Region are:						0
	AVERAGE: 3.2					
Current programs in other portions of San Miguel County are:						
	AVERAGE: 2.6					

22. Please indicate your priority for the type of lands which should be preserved as open space. Would you be willing to support their protection through increased taxes?

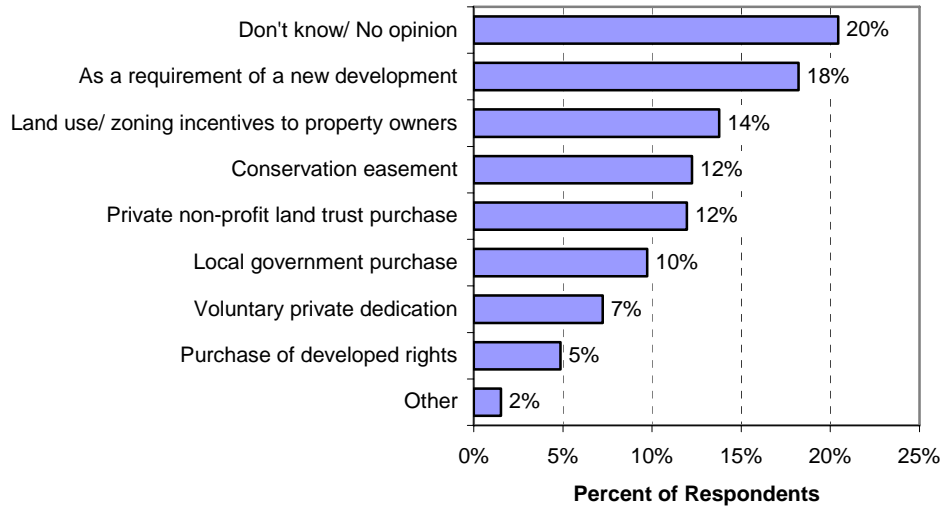


23. Which two types of land do you consider to be the highest priority for preservation?

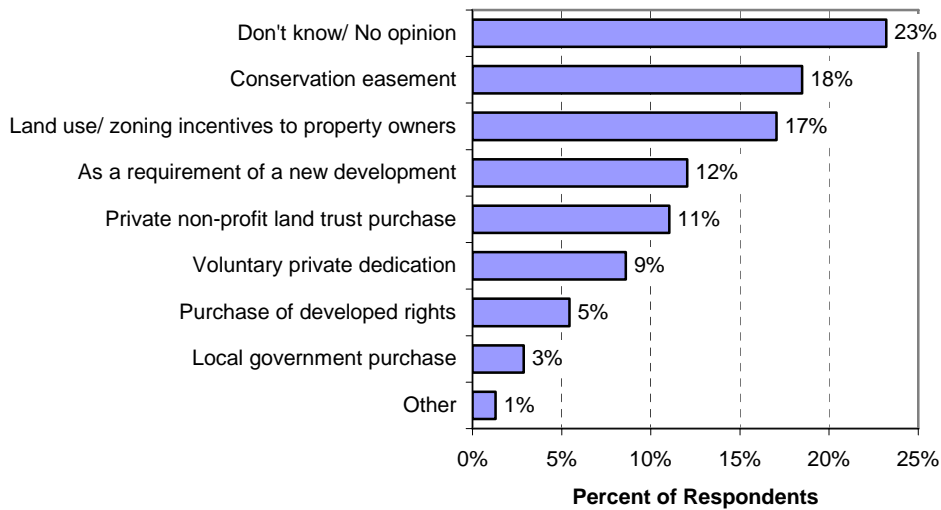


24. What are the most appropriate methods for protecting open lands? (**CHECK ALL THAT APPLY**)
- | | | | |
|---------|-------------------------------------|---------|---|
| 1) 44% | Local government purchase | 5) [61] | Land use/zoning incentives to property owners |
| 2) [68] | Conservation easement | 6) [69] | Private non-profit land trust purchase |
| 3) [39] | Purchase of development rights | 7) [65] | Voluntary private dedication |
| 4) [54] | As a requirement of new development | 8) [4] | Other (describe): _____ |

25. Which **SINGLE** method should be most emphasized in the Telluride Region?



26. Which **SINGLE** method should be most emphasized in other portions of San Miguel County?



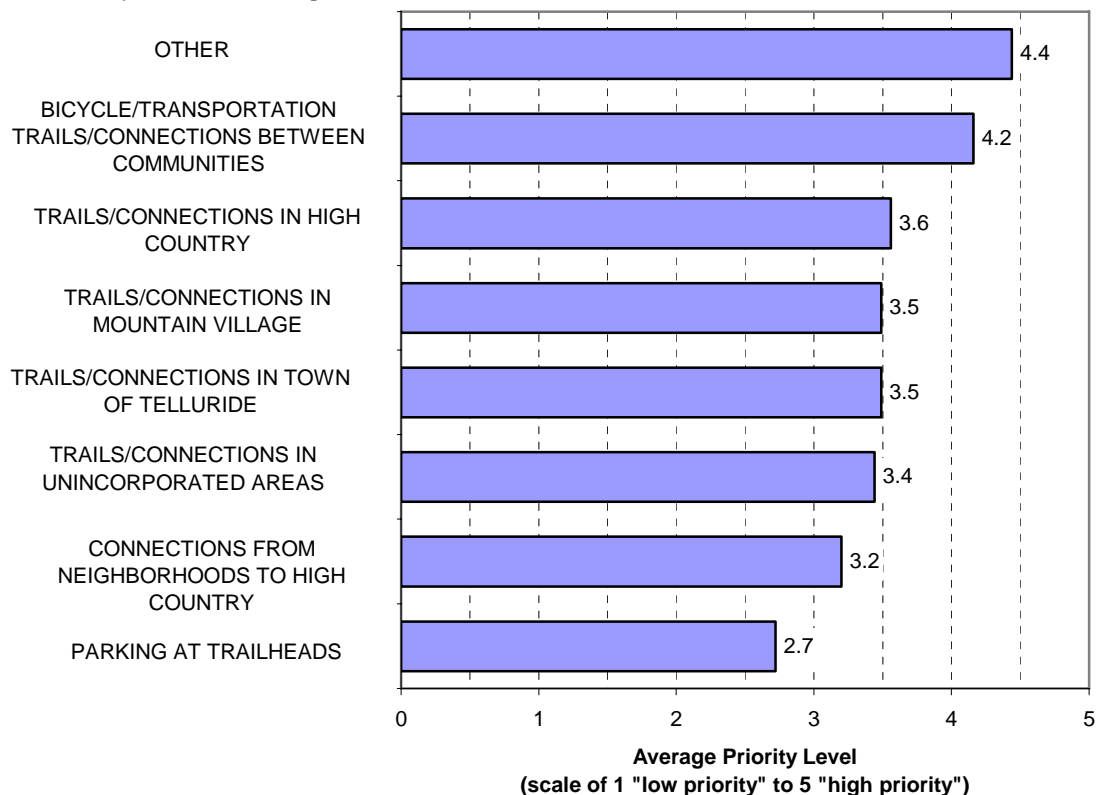
27. Do you agree with the statement "San Miguel County has enough trails"?

- 1) 40% Yes, agree (**GO TO Q. 30**)
- 2) [40] No, disagree
- 3) [20] Uncertain

28. Do you agree with the statement "The Telluride Region has enough trails"?

- 1) 20% Yes, agree (**GO TO Q. 30**)
- 2) [58] No, disagree
- 3) [22] Uncertain

29. (IF YOU DISAGREE) Which types of new trails or trail facilities would you like to see emphasized?



ECONOMIC DEVELOPMENT/COMMERCIAL SERVICES

30. In general, the availability of stores and commercial development within San Miguel County is:

- 1) 44% Low – does not serve the shopping and job needs of residents

(What services are lacking? _____)

- 2) [48] About right

- 3) [8] High – too many stores, too much commercial use

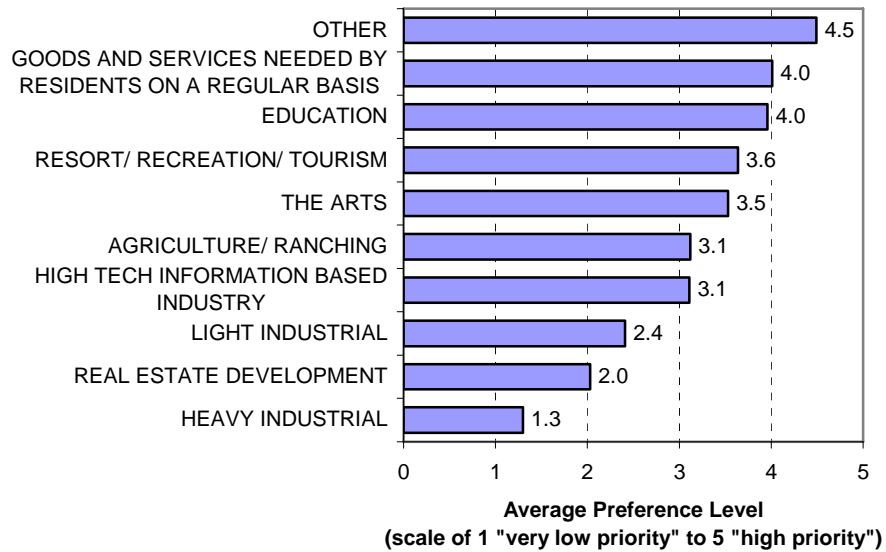
31. Please estimate your household's **AVERAGE** monthly expenditures for the following goods:

\$_344_ Groceries	\$_56_ Home furnishings	\$_118_ Commuting (including gas, vehicle upkeep)
\$_89_ Clothing	\$_43_ Books/music/computers	\$_60_ Other* _____
\$_173_ Restaurant/bars	\$_1,083_ Housing including utilities	*Please identify any other significant monthly expenses

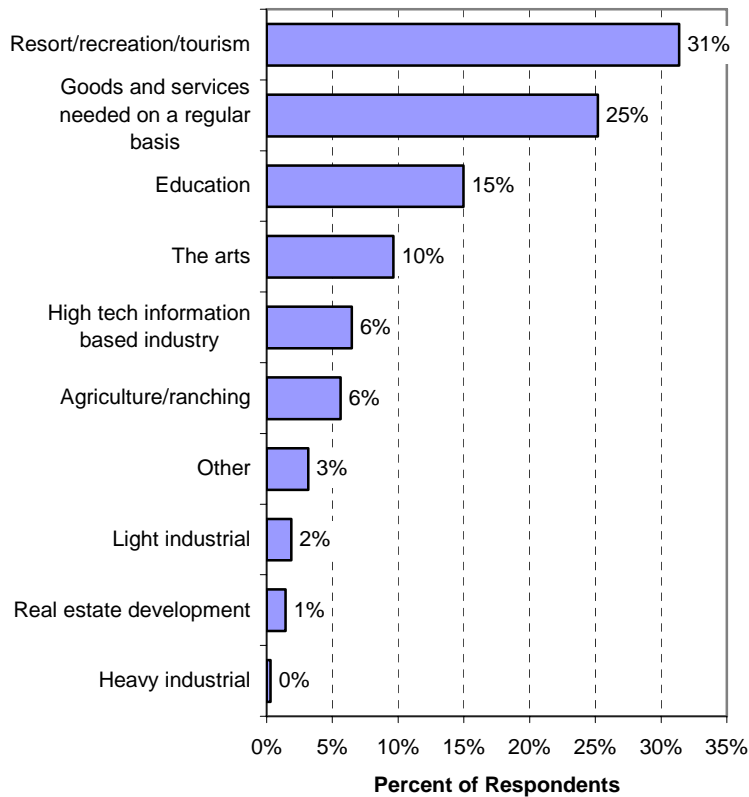
32. Please estimate, by type, what portion of your purchases are made in the following locations:

	TELLURIDE	MOUNTAIN VILLAGE	NORWOOD	UNINCORPORATED SAN MIGUEL COUNTY	MAIL ORDER/ INTERNET	OUTSIDE SAN MIGUEL COUNTY
Groceries	41%	0%	4%	1%	1%	53%
Clothing	17%	1%	0%	0%	23%	59%
Restaurant/bars	66%	3%	6%	1%	0%	23%
Home furnishings	10%	1%	0%	0%	15%	69%
Books/music/computers	28%	0%	0%	0%	25%	47%
Car expenses (gas, vehicle upkeep)	26%	0%	7%	4%	0%	58%
Other: _____	37%	0%	4%	2%	1%	55%

33. Rank your preference for the type of future economic development you want to see emphasized in San Miguel County in the future:



34. If ONE area of the economy were to be emphasized, which would you prefer? (INSERT NUMBER FROM LIST ABOVE)



35. The most needed new project or type of economic development in the Telluride Region today, if any, is: ...

36. The most needed new project or type of economic development in San Miguel County, outside the Telluride Region, if any, is: ...

LAND USE

37. From the list of locations identified below, please check the most appropriate locations for uses of the following types.

	Town of Telluride	Town of Mountain Village	Society Turn/Lawson Hill/Ilium	Airport/Aldasaro	Telluride Valley west of Telluride	Telluride Valley east of Telluride	Downvalley (Placerville, Sawpit)	Ophir Valley/Ames/San Bernardo	Town of Norwood/Wright's Mesa	Other (specify)
Affordable or employee housing	60	47	45	19	23	33	29	22	27	0
Commercial offices (banks, professional services, etc.)	77	55	32	4	4	2	9	2	20	0
Commercial retail	76	55	31	3	3	2	13	3	22	0
Heavy industrial	4	6	27	24	4	2	14	7	47	4
Light industrial	8	8	55	29	7	6	26	11	41	1
Lodging/accommodations	78	75	6	6	8	7	10	3	16	-
Open space	39	30	25	35	67	53	27	38	29	1
Parks	65	47	34	15	35	29	38	19	32	0
Residential	75	63	51	33	26	31	52	45	53	1

38. From the list of locations identified below, please check the most appropriate locations for new or expansion of the following uses.

	Should not occur at all	Town of Telluride	Town of Mountain Village	Society Turn/Lawson Hill/Ilium	Airport/Aldasaro	Telluride Valley west of Telluride	Telluride Valley east of Telluride	Downvalley (Placerville, Sawpit)	Ophir Valley/Ames/San Bernardo	Town of Norwood/Wright's Mesa	Other (specify)
Convenience stores	46	13	19	34	5	5	3	21	7	14	-
Education	3	63	40	26	10	12	6	11	6	30	0
Gas station(s)	38	13	16	26	6	7	1	30	7	17	-
Grocery store(s)	18	28	35	43	2	6	2	18	5	18	0
Intercept parking	13	42	21	44	6	14	3	16	5	6	-
Live/work space	7	58	44	51	20	14	18	29	22	29	-
Medical	7	60	32	21	3	4	2	11	3	27	-
Neighborhood services (laundry, restaurant, etc.)	10	52	43	45	7	5	4	29	10	24	-
Offices	18	55	48	35	11	6	5	14	6	23	-
Post office(s)	29	37	35	26	3	3	2	17	14	29	-
Preschool/daycare	9	65	46	42	6	8	6	29	14	29	0
Recreational facilities	12	54	45	29	9	16	12	25	11	29	0
Schools	7	54	37	28	11	14	6	16	6	28	0

CULTURAL EVENTS

39. Cultural events are defined as arts and humanities, special events, and festivals.

How would you rate the level of cultural events . . .

TOO FEW OR TOO LITTLE	TOO MANY OR TOO MUCH	DON'T KNOW
1	2	3
4	5	0

. . . in the Telluride Region?

AVERAGE: 3.5

. . . in the other portions of San Miguel County?

AVERAGE: 2.3

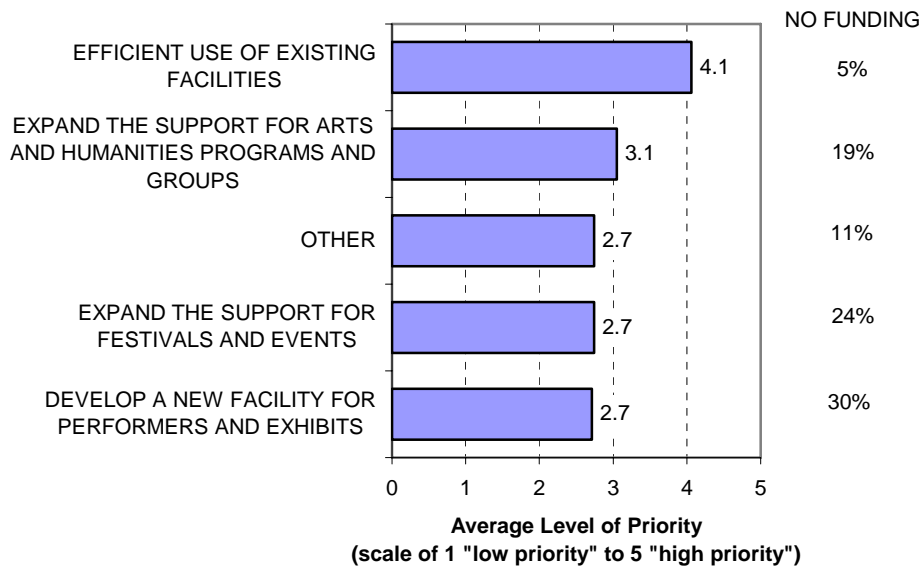
40. Are additional facilities needed to support festivals and cultural activities?

- 1) 36% Yes (what is needed? _____)
- 2) [45] No
- 3) [19] Uncertain

41. Where should each of the following facilities be located, and would you be willing to support these facilities through increased taxes?

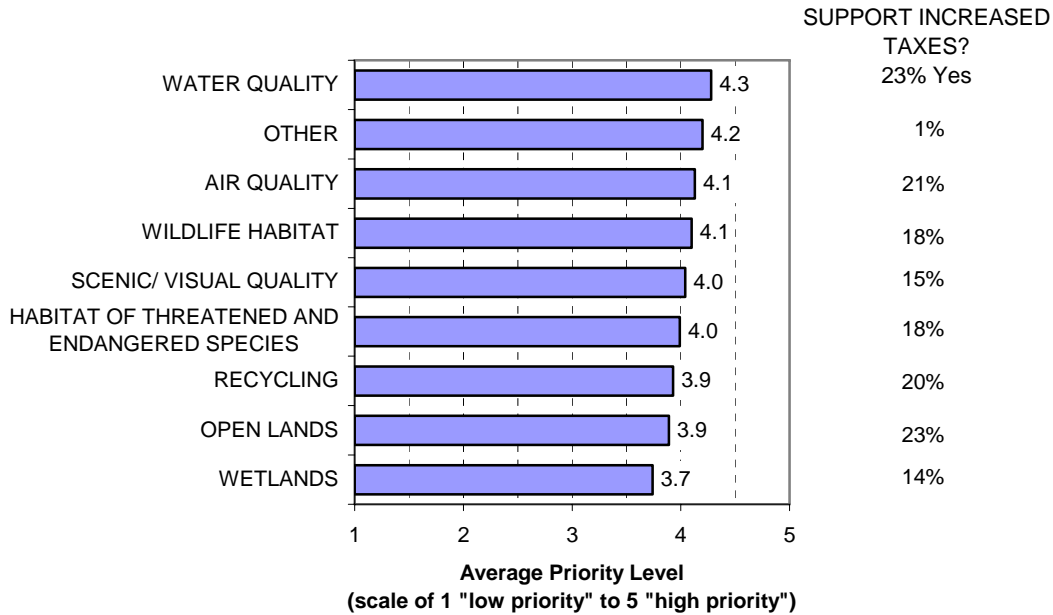
	Should not occur at all	Town of Telluride	Town of Mountain Village	Society Turn/Lawson Hill/Ilium	Telluride Valley west of Telluride	Telluride Valley east of Telluride	Downvalley (Placerville, Sawpit)	Town of Norwood/Wright's Mesa	Support through tax increase?	Other (specify)
Conference center	44	18	37	3	3	2	1	3	4	1%
Fairgrounds/ Equestrian facilities	31	2	5	4	8	3	9	50	6	1%
Movie theater	26	43	29	11	1	1	4	17	7	0%
Multi-purpose space for fundraising, dances, etc.	31	47	23	11	5	3	4	9	10	0%
Performing arts theater	32	45	27	6	3	2	1	3	13	0%
Studio/exhibition space	41	42	28	7	2	1	2	7	5	1%
Other: _____	28	43	12	22	10	7	4	15	3	3%

42. How would you prioritize public expenditures for support of cultural facilities?

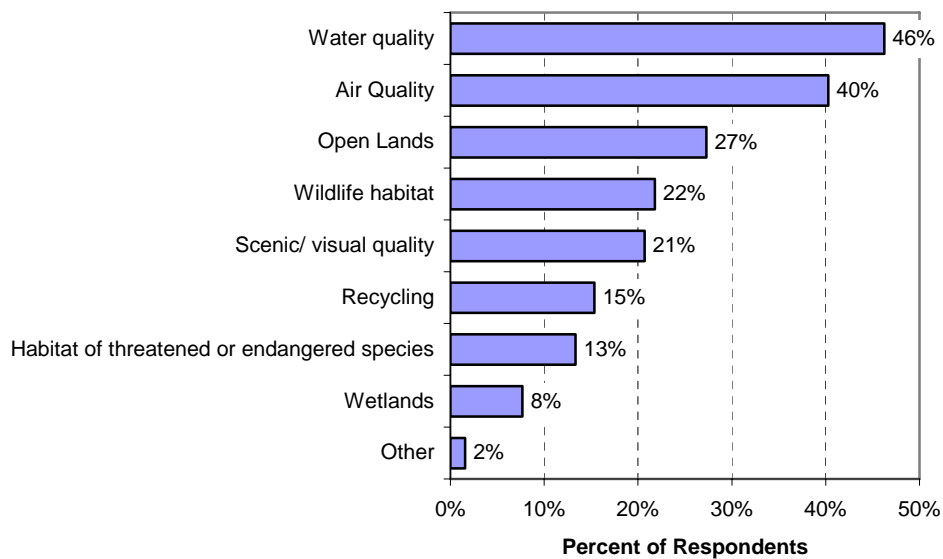


ENVIRONMENTAL PROTECTION

43. Please indicate your priority for efforts to protect the natural environment in San Miguel County.
Would you be willing to support efforts through increased taxes?



44. Which two types of protection do you consider the highest priority? (INSERT NUMBER FROM LIST ABOVE)



45. Which of the following best describes your opinion concerning environmental protection? (CHECK ONE ONLY)

- 1) 20% The most important community priority
- 2) [31] Important, should take precedence over economic expansion
- 3) [43] Important, but needs to be balanced with healthy economy and human needs
- 4) [6] Too much emphasis is placed on the environment

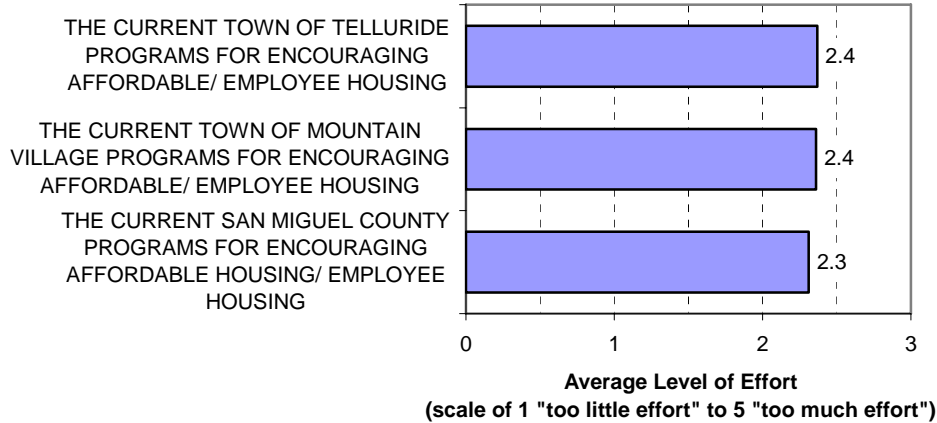
ANY COMMENTS ON YOUR RESPONSE? _____

HOUSING

46. Do you presently:

- 1) 76% Own your own home in the area
- 2) [20] Rent
- 3) [1] Live in housing provided by your employer
- 4) [2] House-sit/caretake
- 5) [1] Other: _____

47. On a scale of 1 to 5, where 1 is "too little effort," and 5 is "too much effort," how do you feel about:



48. How do you feel about the problem of finding affordable housing for people who work in San Miguel County?

- 1) 14% The most critical problem in this county
- 2) [48] One of the more serious problems
- 3) [30] A problem, but there are others which also need attention
- 4) [4] One of our lesser problems
- 5) [3] I don't believe it is a problem

49. Who should be responsible for providing affordable housing? (**CHECK ONE ONLY**)

- 1) 6% The public sector (government, including housing authorities)
- 2) [13] The private sector (business and new development)
- 3) [53] The public and private sectors together (public sector takes lead)
- 4) [24] The public and private sectors together (private sector takes lead)
- 5) [4] Don't know/no opinion

ANY COMMENTS ON YOUR RESPONSE? _____

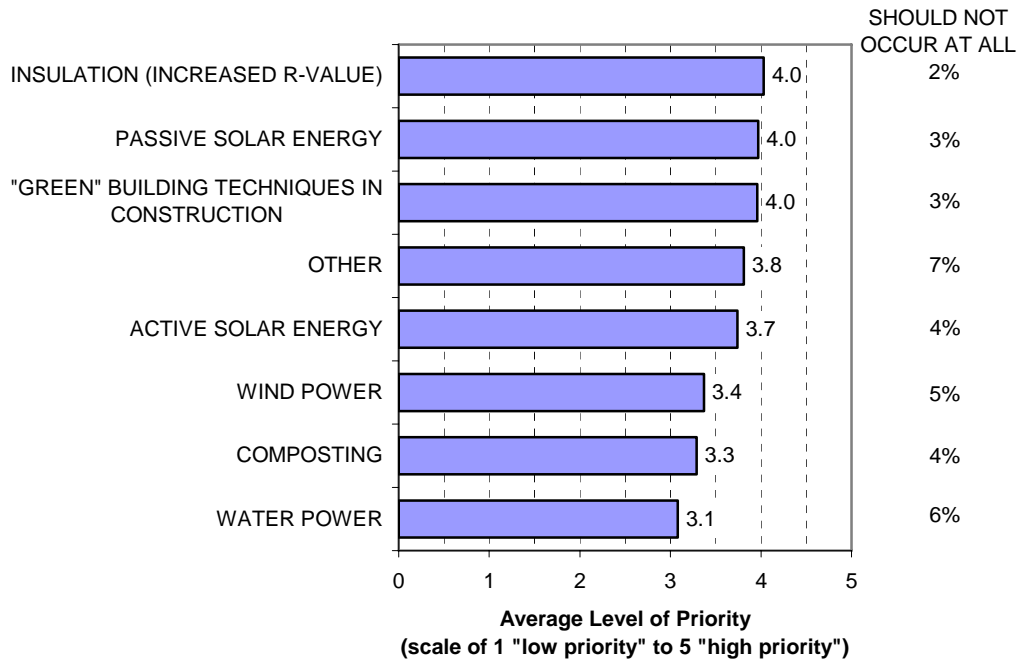
ENERGY USE

50. What is your opinion concerning current efforts to provide for energy efficiency in San Miguel County?

THE CURRENT EFFORTS ARE: TOO LITTLE ABOUT RIGHT TOO MUCH DON'T KNOW

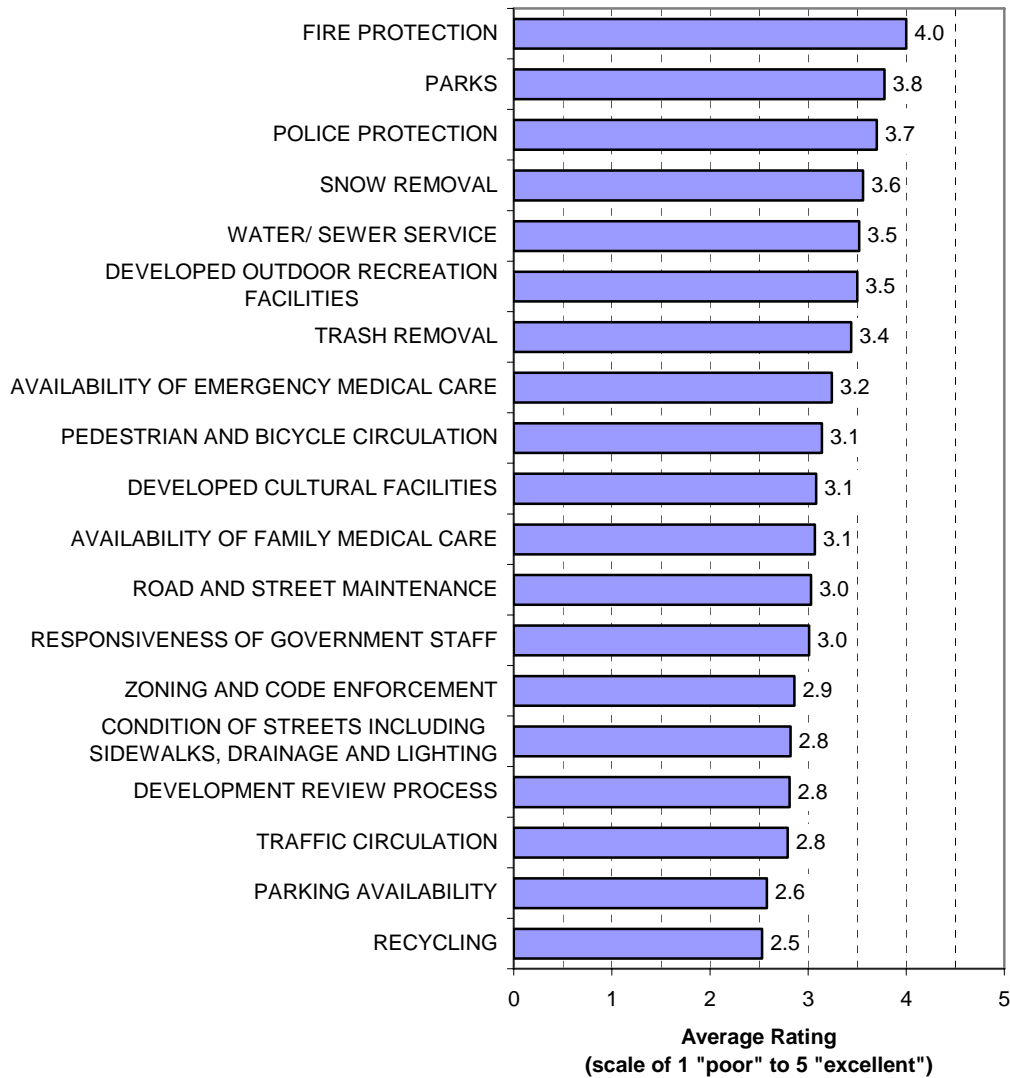
1 2 3 4 5 0 **AVERAGE: 1.7**

51. How would you prioritize public efforts to increase energy efficiency?



COMMUNITY SERVICES AND FACILITIES

52. Please rate the following services and facilities in the jurisdiction (respective Towns or unincorporated areas of San Miguel County) in which you reside.



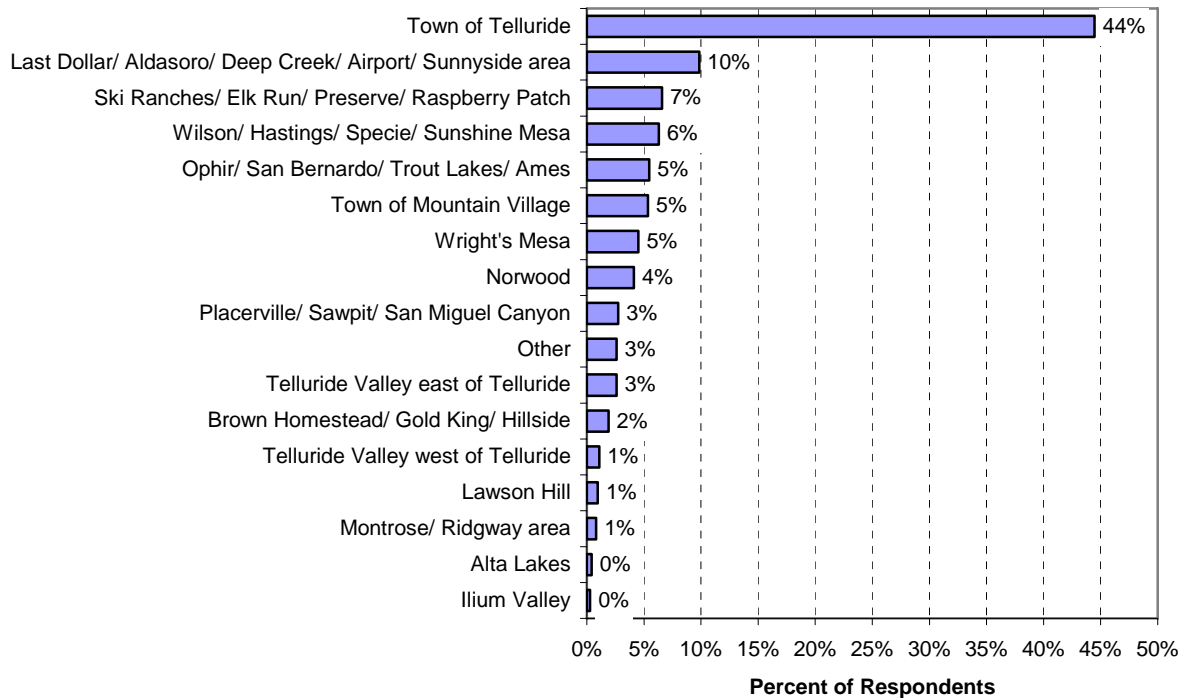
53. If government had an extra dollar, on what items from the following list should the money be spent? Allocate your dollar in the column provided.

- _7_¢ Road/street improvements, including sidewalks
- _12_¢ Schools
- _15_¢ Affordable housing
- _4_¢ Recreation facilities and activities including trails
- _11_¢ Environmental quality/protection
- _4_¢ Cultural facilities and activities
- _11_¢ Open space acquisition/protection
- _4_¢ Community facilities and activities
- _5_¢ Economic development and/or diversification
- _6_¢ Energy efficiency
- _7_¢ Medical facilities and services
- _6_¢ Public transportation/transit
- _3_¢ Airport
- _3_¢ Preschool/daycare
- _3_¢ Other (describe): _____

\$ 1.00 TOTAL

54. *Over time, would you say that living conditions in San Miguel County have generally improved, stayed about the same, or gotten worse?*
- 1) 36% Improved
 - 2) [25] Remained the same
 - 3) [31] Gotten worse
 - 4) [8] Don't know
55. *How would you describe the present size of your community in San Miguel County?*
- 1) 12% Already too big
 - 2) [16] Growing out of control
 - 3) [45] Just about right
 - 4) [20] Small, but growing nicely
 - 5) [7] Could use some growth
56. *Who should be responsible for mitigating the impacts associated with growth and development? (CHECK ONE ONLY)*
- 1) 10% The public sector (government)
 - 2) [15] The private sector (business)
 - 3) [49] The public and private sectors together (public sector takes lead)
 - 4) [24] The public and private sectors together (private sector takes lead)
 - 5) [3] Don't know/no opinion
57. *In your opinion, are the County's regulations governing development:*
- 1) 15% Too strict
 - 2) [51] About right
 - 3) [35] Not strict enough ANY COMMENTS? _____
58. *In your opinion, are the Town of Telluride's regulations governing development:*
- 1) 24% Too strict
 - 2) [51] About right
 - 3) [25] Not strict enough ANY COMMENTS? _____
59. *In your opinion, are the Town of Mountain Village's regulations governing development:*
- 1) 8% Too strict
 - 2) [46] About right
 - 3) [46] Not strict enough ANY COMMENTS? _____
60. *In 1986, a majority of respondents to a community survey indicated they would like to see the Town of Telluride be kept "rough and natural." Do you agree?*
- 1) 70% Yes
 - 2) [24] No
 - 3) [7] No opinion

61. *Where in the area would you prefer to live if housing was available in your price range?
Please check the **ONE** local area in which you would most prefer to live.*



62. *Do you follow what's going on politically and in government all of the time, most of the time, some of the time, almost never or never?*

ALL OF THE TIME	MOST OF THE TIME	SOME OF THE TIME	ALMOST NEVER	NEVER	AVERAGE:
1	2	3	4	5	2.2

Finally, a few more questions to assist in classifying your responses.

63. **AVERAGE:** 2.4 *Including yourself, at the present time, how many persons live in your residence?*

64. **AVERAGE:** 0.5 *How many of these persons are children under 18?*

65. **AVERAGE:** 1.6 *And how many of these persons are employed full or part-time?*

66. *What is your gender?*

- 1) 51% Male
- 2) [49] Female

67. **AVERAGE:** 45.6 *What is your age?*

68. *Which of these categories best applies to you?*

- 1) 21% Single (never married)
- 2) [57] Married
- 3) [8] Living together
- 4) [1] Separated
- 5) [12] Divorced
- 6) [2] Widowed

69. *What is the highest level of education you have achieved?*

- 1) 1% Some high school or less
- 2) [5] High school diploma
- 3) [19] Some college
- 4) [48] College diploma
- 5) [28] Graduate degree

70. Approximately, what was your total yearly household income before taxes in 2001?
(INCLUDE ALL RESIDENTS OF YOUR HOUSEHOLD)

\$123,864 (AVERAGE); \$75,000 (MEDIAN) / yearly income before taxes
Household

71. Approximately, what was your yearly individual income before taxes in 2001?

\$87,613 (AVERAGE); \$40,000 (MEDIAN) / yearly income before taxes
Individual

72. What percentage of your **TOTAL** shopping do you estimate you do in San Miguel County?

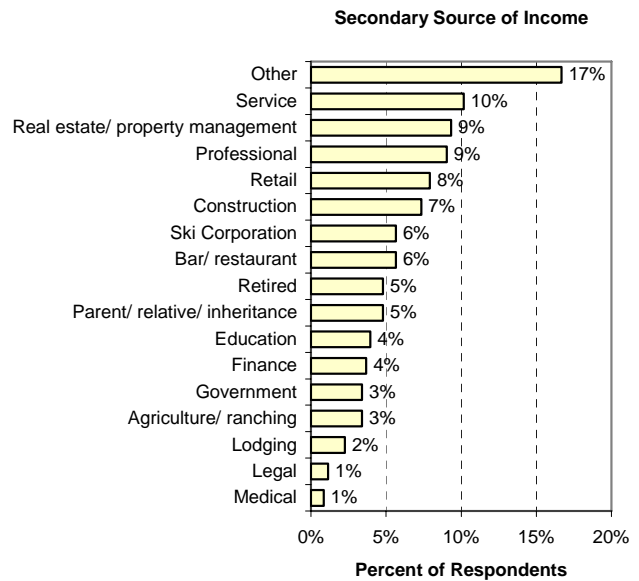
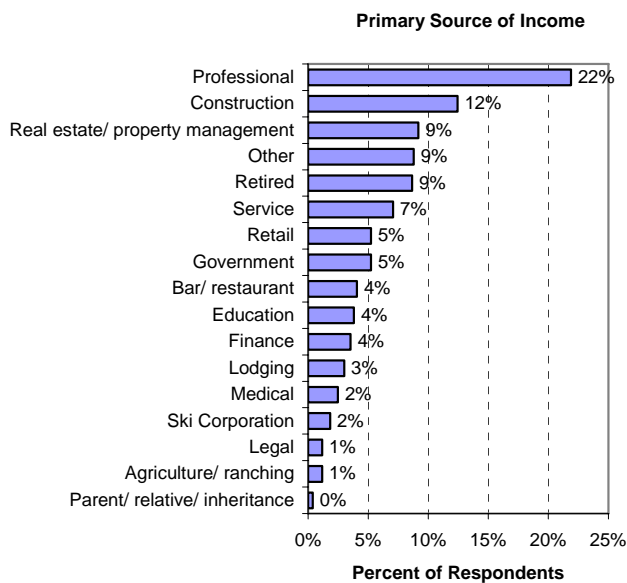
40% (AVERAGE); 30% (MEDIAN) of my total shopping

73. Are you registered to vote in San Miguel County?

- 1) 85% Yes
- 2) [15] No

74. What is your primary source of personal income? **(CHECK ONE)**

75. What is your secondary source of income (if applicable)? _____ **(INSERT NUMBER FROM Q. 74 ABOVE)**



76. Do you own or manage a business in San Miguel County?

- 1) 41% Yes
- 2) [59] No

Thank you very much for your participation.

❖ SAN MIGUEL COUNTY / TOWN OF TELLURIDE ❖
 2002